



2" Ribbed Panel Steel Sectional Doors

Amarr® 2002 / 2012 / 2022

Amarr® 2402 / 2412 / 2422

Amarr® 2502 / 2512 / 2522





An industry workhorse and our most versatile commercial doors. The Amarr open-back,

2" ribbed panel commercial steel doors are available in a variety of steel gauges and feature tongue and groove construction with a bottom weather seal to guard against the elements. These doors can be factory or field modified with HCFC-free polystyrene insulation to fit the needed application.



Amarr 2512 in Commercial White with 2 White Aluminum Full View sections

CONSTRUCTION

Amarr 2002, 2012, 2022

Extra Heavy-duty, 20-gauge steel

Amarr 2402, 2412, 2422


Heavy-duty, 24-gauge steel

Amarr 2502, 2512, 2522

Medium-duty, nominal 24-gauge steel


SINGLE-LAYER Steel

Amarr 2002/2402/2502




R-Value 7.0 DOUBLE-LAYER Steel + Insulation

Amarr 2012/2412/2512



R-Value 7.0 TRIPLE-LAYER Steel + Insulation + Steel Backer

Amarr 2022/2422/2522



Track: All Amarr doors are available with both 2" or 3" track in Standard Lift, High Lift, Vertical Lift, Low Headroom, and Follow the Roof Pitch. Custom track configurations are also available. For drawings and more information, please visit www.amarr.com.

Springs: Torsion springs are oil tempered, helical wound and custom computed for each door for a minimum 10,000 cycle life. Optional springs are available up to 100,000 cycle life.

Standard Hardware: Galvanized steel hinges and track brackets. All rollers have minimum 10-ball bearings.

SPECIFICATIONS

	Extra Heavy-Duty			Heavy-Duty			Medium-Duty		
	Amarr 2002	Amarr 2012	Amarr 2022	Amarr 2402	Amarr 2412	Amarr 2422	Amarr 2502	Amarr 2512	Amarr 2522
EXTERIOR STEEL THICKNESS	20 ga	20 ga	20 ga	24 ga	24 ga	24 ga	Nominal 24 ga	Nominal 24 ga	Nominal 24 ga
END STILE	19 ga (16 ga optional)	19 ga (16 ga optional)	19 ga (16 ga optional)	19 ga (16 ga optional)	19 ga (16 ga optional)	19 ga (16 ga optional)	19 ga (16 ga optional)	19 ga (16 ga optional)	19 ga (16 ga optional)
PANEL DESIGN	Deep Ribbed	Deep Ribbed	Deep Ribbed	Deep Ribbed	Deep Ribbed	Deep Ribbed	Deep Ribbed	Deep Ribbed	Deep Ribbed
STEEL EMBOSSEMENT	Smooth	Smooth	Smooth	Smooth	Smooth	Smooth	Smooth	Smooth	Smooth
DOOR THICKNESS	2" (5.1cm)	2" (5.1cm)	2" (5.1cm)	2" (5.1cm)	2" (5.1cm)	2" (5.1cm)	2" (5.1cm)	2" (5.1cm)	2" (5.1cm)
CONSTRUCTION LAYERS	Single	Double	Triple	Single	Double	Triple	Single	Double	Triple
INSULATION ¹		Vinyl-Coated Polystyrene	Polystyrene		Vinyl-Coated Polystyrene	Polystyrene		Vinyl-Coated Polystyrene	Polystyrene
R-VALUE ²		7.0	7.0		7.0	7.0		7.0	7.0
MINIMUM WIDTH	6'	6'	6'	6'	6'	6'	6'	6'	6'
MAXIMUM WIDTH	26' 2"	26' 2"	26' 2"	30' 2"	30' 2"	30' 2"	20' 2"	20' 2"	20' 2"
MINIMUM HEIGHT	7'	7'	7'	7'	7'	7'	7'	7'	7'
MAXIMUM HEIGHT	26' 1"	26' 1"	26' 1"	26' 1"	26' 1"	26' 1"	14' 1"	14' 1"	14' 1"
WIND LOAD ³ AVAILABLE	•	•	•	•	•	•	•	•	•
PAINT FINISH WARRANTY ⁴	10 Years	10 Years	10 Years	10 Years	10 Years	10 Years	10 Years	10 Years	10 Years
WORKMANSHIP/HARDWARE WARRANTY ⁴	1 Year	1 Year	1 Year	1 Year	1 Year	1 Year	1 Year	1 Year	1 Year



Rapid Install Vertical Lift: Designed specifically for commercial warehouse and dock doors and saves approximately 20 minutes of installation time per door due to fewer jamb attachments and a pre-assembled, one-piece track. Available for door sizes up to 9'4"x10'. For more information, please visit www.amarr.com.

¹ Insulation has passed self-ignition, flamespread and smoke developed index fire testing.

² Calculated door section R-value.

³ It is your responsibility to make sure your garage door meets local building codes.

⁴ For complete warranty details, visit amarr.com or contact your local Amarr dealer.

PANEL DESIGN



RIBBED PANEL

WINDOW OPTIONS

Available with either a black or white frame.



24" X 12" SINGLE PLEXIGLAS®
24" X 12" INSULATED PLEXIGLAS®



24" X 6" DSB or PLEXIGLAS®

STEEL COLORS

Actual paint colors may vary from samples shown.



COMMERCIAL WHITE (WH)



COMMERCIAL GRAY (CY)
2402/2412/2422 only



COMMERCIAL BROWN (CB)
2402/2412/2422 only



COMMERCIAL BLACK (BG)*
2402/2412/2422 only



Amarr Color Zone®
Over 800 Sherwin-Williams paint colors; approved color list is at amarr.com/amarr_color_zone. Check your local Sherwin-Williams store for paint chips.



*Price upcharge applies.

Amarr steel doors are pre-painted; owners can use exterior latex paint for custom colors. Visit amarr.com for painting instructions. Non-factory painting of doors voids the paint finish warranty.


ALUMINUM SECTION OPTIONS



GLAZED ALUMINUM



PERFORATED ALUMINUM*
0.312" square perforations on 1/2" centers



LOUVERED ALUMINUM
6 columns of (12) 3"x3/4" vents on a 4'x24" panel



CLEAR ANODIZE



DARK BRONZE ANODIZE



BLACK ANODIZE



WHITE POWDER COAT

Actual color may vary from samples shown. Additional finish options available. Visit amarr.com.
*Also available in Mill finish.



Amarr Company
165 Carriage Court
Winston-Salem, NC 27105
800.503.DOOR
www.amarr.com

FOR TECHNICAL QUESTIONS:
1.866.366.4814

SUPERFLEX SECTION OPTION

Impact resistant sections are the answer to lower door section damage common in today's busy warehouses. Made with high-performance TPO skins on a flexible fiberglass tube frame. Available in widths up to 12' 2".

Part of ASSA ABLÖY



Amarr Company products may be the subject of one or more U.S. and/or foreign, issued and/or pending, design and/or utility patents. Amarr as word and logo are trademarks belonging to Amarr Company, owned by ASSA ABLÖY. Door specifications and technical data subject to change without notice.

©ASSA ABLÖY. Printed in USA Form #6200323/7.5M/WPI