



## Energy Efficient Polyurethane Insulated Sectional Doors

Amarr® 2042 / Amarr® 2742 / Amarr® 2741

Amarr Polyurethane insulated sectional doors are our top-of-the-line high R-value doors. Constructed using 2" or 1-3/8" foamed-in-place polyurethane insulation which creates a strong monolithic panel that is energy efficient. The Amarr 2042 has a 20-gauge steel front skin that provides a perfect option for heavy industrial applications.

Each model is secured with standard 14-gauge, galvanized steel hinges. The interior skin of each section has two continuous horizontal 20-gauge reinforcing strips. The section joint is thermally broken and chemically bonded with a pressure-sensitive adhesive sealant. An EPDM rubber weather seal further enhances the performance of the joint.



CONSTRUCTION

**R-Value 19.40** Amarr 2042  
Extra Heavy-duty, 2" 20-gauge steel

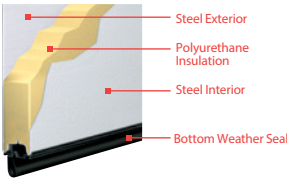
**R-Value 19.40** Amarr 2742  
Heavy-duty, 2" 27-gauge steel



**R-Value 14.46** Amarr 2741  
Medium-duty, 1-3/8" 27-gauge steel



TRIPLE-LAYER  
Steel + Insulation + Steel



**Track:** All Amarr doors are available with both 2" or 3" track in Standard Lift, High Lift, Vertical Lift, Low Headroom, and Follow the Roof Pitch. Custom track configurations are also available. For drawings and more information, please visit [www.amarr.com](http://www.amarr.com).

**Rapid Install Vertical Lift:** Designed specifically for commercial warehouse and dock doors and saves approximately 20 minutes of installation time per door due to fewer jamb attachments and a pre-assembled, one-piece track. Available for Amarr 2742 and 2741 in door sizes up to 9'4"x10'. For more information, please visit [www.amarr.com](http://www.amarr.com).

**Springs:** Torsion springs are oil tempered, helical wound and custom computed for each door for a minimum 10,000 cycle life. Optional springs are available up to 100,000 cycle life.

**Hardware:** Amarr hardware includes minimum 14-gauge galvanized steel hinges and 13-gauge galvanized steel track brackets. All rollers have minimum 10-ball bearings.

SPECIFICATIONS

SPECIFICATIONS	Extra Heavy-duty	Heavy-duty	Medium-duty
	Amarr 2042 formerly Amarr 2720	Amarr 2742 formerly Amarr 2700	Amarr 2741 formerly Amarr 1350
STEEL THICKNESS (Front/Back)	20-ga / 27-ga	27-ga / 27-ga	27-ga / 27-ga
PANEL DESIGN	Flush	Pencil Groove	Pencil Groove
STEEL EMBOSSEMENT	Stucco	Stucco	Stucco
DOOR THICKNESS	2" (5.1cm)	2" (5.1cm)	1-3/8" (3.5cm)
CONSTRUCTION LAYERS	Triple	Triple	Triple
INSULATION <sup>1</sup>	Polyurethane	Polyurethane	Polyurethane
R-VALUE <sup>2</sup>	19.40	19.40	14.46 <sup>2A</sup>
MINIMUM WIDTH	5'	5'	5'
MAXIMUM WIDTH	32' 2"	32' 2"	18' 2"
MINIMUM HEIGHT	7'	7'	7'
MAXIMUM HEIGHT	26' 1"	26' 1"	14' 1"
PASS DOOR	•	•	
RAPID INSTALL VERTICAL LIFT		•	•
WIND LOAD <sup>3</sup> AVAILABLE	•	•	•
PAINT FINISH WARRANTY <sup>4</sup>	10 Years	10 Years	10 Years
WORKMANSHIP/HARDWARE WARRANTY <sup>4</sup>	1 Year	1 Year	1 Year

<sup>1</sup> Insulation has passed self-ignition, flamespread and smoke developed index fire testing. <sup>2</sup> Calculated door section R-value is in accordance with DASMA TDS-163. <sup>3</sup> It is your responsibility to make sure your garage door meets local building codes. <sup>4</sup> For complete warranty details, visit [amarr.com](http://amarr.com) or contact your local Amarr dealer.

<sup>2A</sup> Based on independent laboratory test results

OPTIONAL PASS DOOR




Available for Amarr 2742 and Amarr 2042 only in door sizes up to 16'2" wide x 16' tall. Wind Load option not available.

PANEL DESIGNS



AMARR 2042:  
FLUSH PANEL WITH STUCCO EMBOSSEMENT




AMARR 2741 AND 2742:  
PENCIL GROOVED WITH STUCCO EMBOSSEMENT


ALUMINUM SECTION OPTIONS\*



ALUMINUM FULL VIEW




PERFORATED ALUMINUM <sup>†</sup>  
0.312" square perforations on 1/2" centers



LOUVERED ALUMINUM  
6 columns of (12) 3"x3/4" vents on a 4'x24" panel

STEEL COLORS

Amarr steel doors are pre-painted; for custom colors, exterior latex paint must be used. Visit [amarr.com](http://amarr.com) for instructions on painting. Actual paint colors may vary from samples shown.



WHITE



SANDTONE  
Amarr 2742 only



COMMERCIAL GRAY  
Amarr 2742 only



COMMERCIAL BROWN  
Amarr 2742 only

Amarr 2742 and Amarr 2741 use a brighter tone of white color than Amarr 2042.



CLEAR ANODIZE



DARK BRONZE  
ANODIZE



BLACK ANODIZE



WHITE POWDER COAT

Actual color may vary from samples shown.

\*Available for Amarr 2042 and 2742 only. <sup>†</sup> Also available in Mill finish.

WINDOW OPTIONS



26" x 13" DOUBLE INSULATED  
ACRYLIC WINDOWS WITH BLACK FRAME  
Available for Amarr 2042 and 2742 only.



24" x 6" DOUBLE INSULATED  
ACRYLIC WINDOWS WITH BLACK FRAME



24" X 12" INSULATED GLASS  
Available with either a black or white frame.